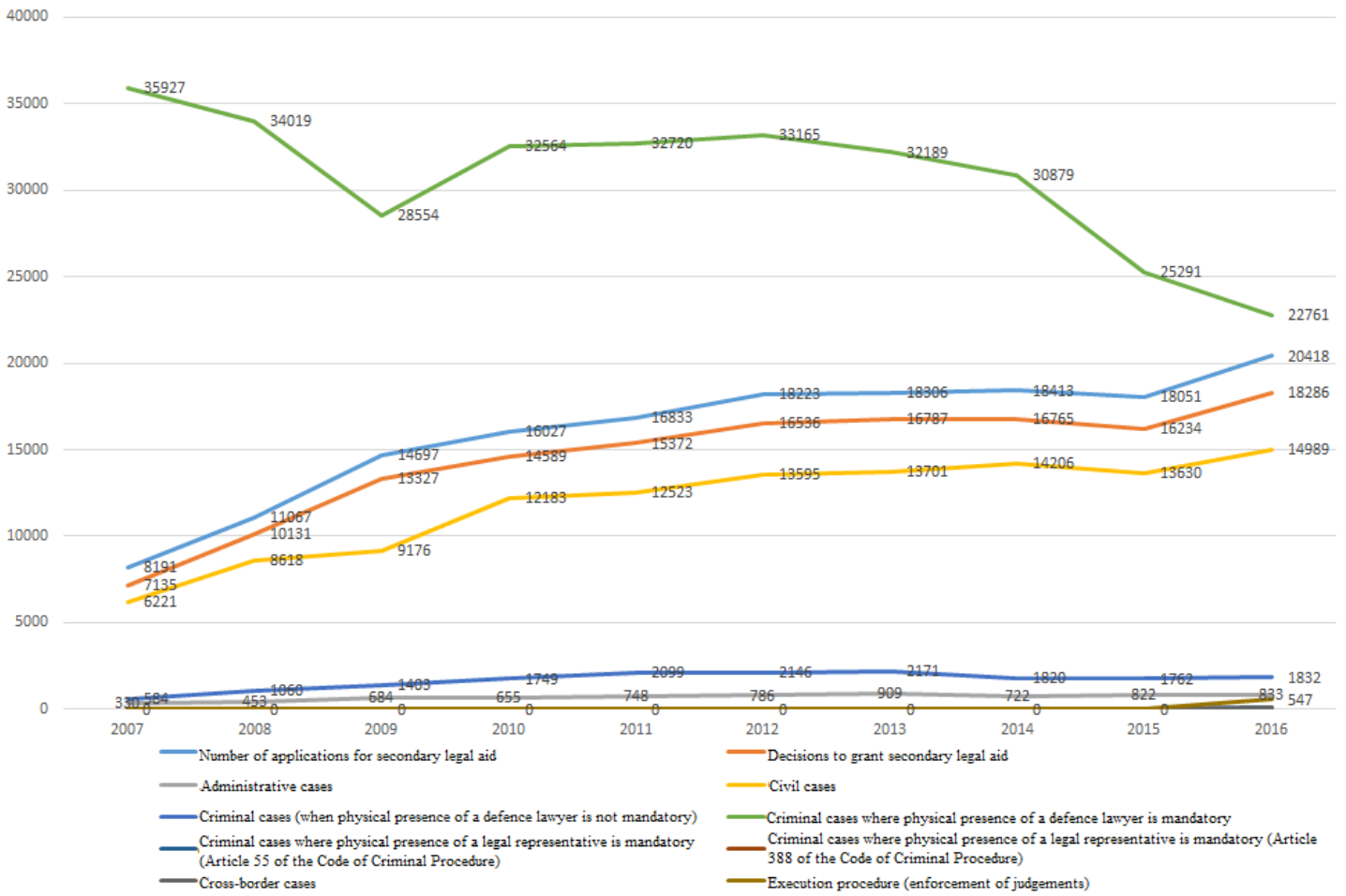


2017

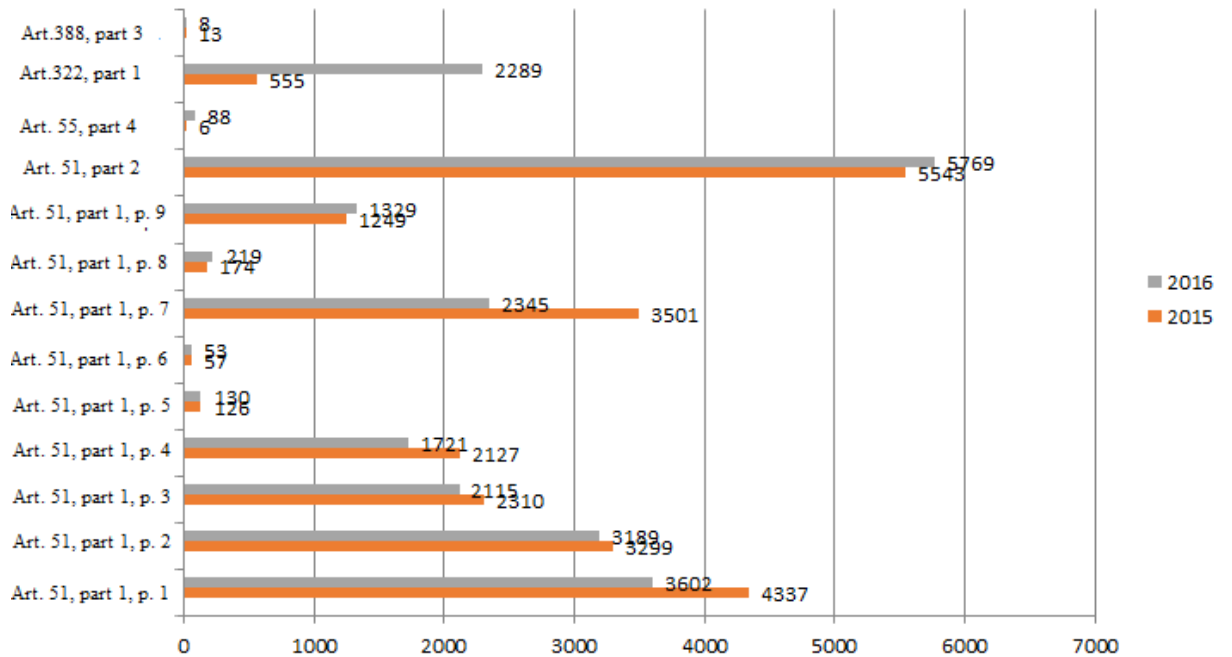
# REPORT ON THE ORGANIZATION AND PROVISION OF SECONDARY LEGAL AID IN 2016



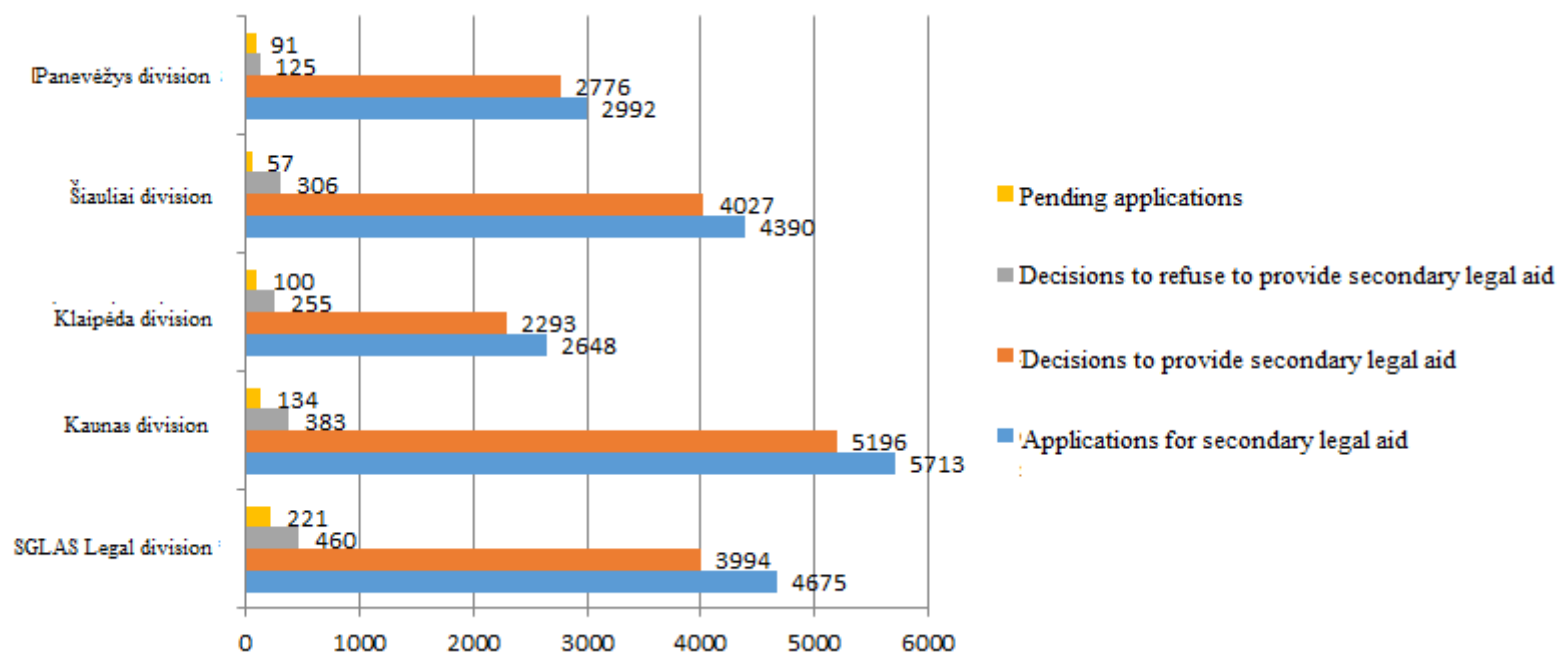
**Statistical data of the year 2007-2016**



**Grounds for mandatory defense/representation under Code of criminal procedure (2015 and 2016)**

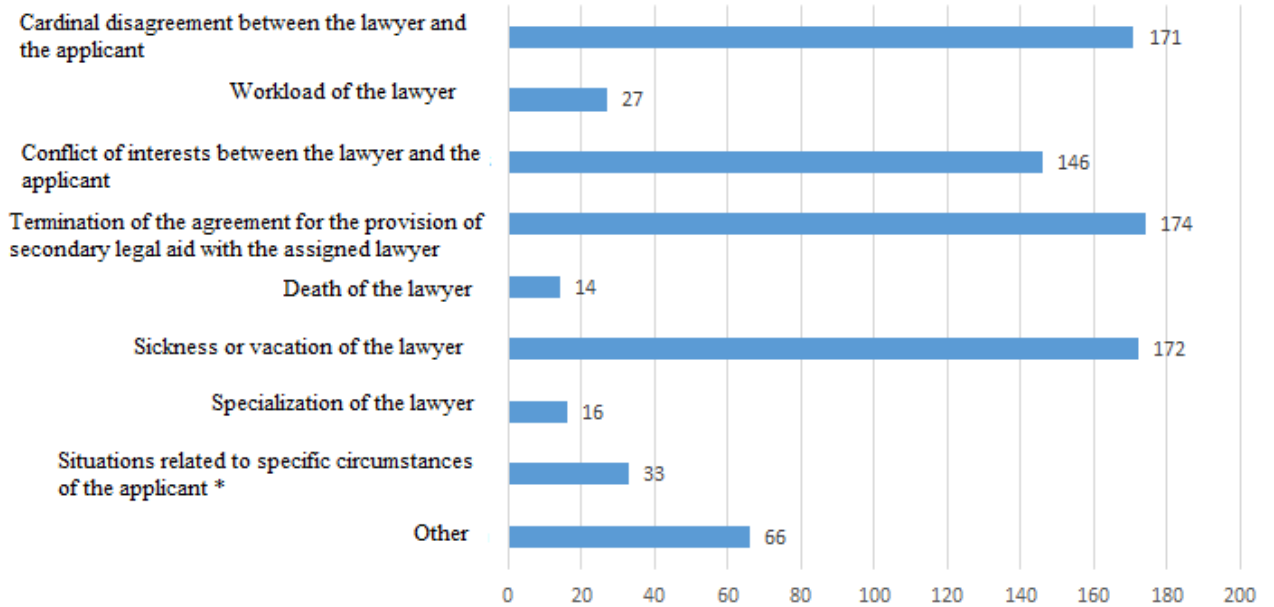


*Decisions taken by SGLAS in 2016*



Division	Vilnius	Kaunas	Klaipėda	Šiauliai	Panevėžys	Total in 2016	Total in 2015	Total in 2014 m.	1 division/average in 1 month		
									2016	2015	2014
<b>Applications for secondary legal aid:</b>	4675	5713	2648	4390	2992	<b>20418</b>	18051	18413	<b>340,3</b>	300,9	306,9
<b>Decision to provide secondary legal aid</b>	3994	5196	2293	4027	2776	<b>18286</b>	16234	16765	<b>304,77</b>	270,6	279,4
<b>Decisions to refuse to provide secondary legal aid</b>	460	383	255	306	125	<b>1529</b>	1437	1275	<b>25,48</b>	23,95	21,25
<b>Pending applications</b>	221	134	100	57	91	<b>605</b>	380	373	<b>10,05</b>	6,33	6,22

### *Decision on replacement of lawyer providing secondary legal aid in 2016*



\* eg. due to disability/senior age a lawyer working closer to the place of residence is required.

Total number of decisions on replacement of a lawyer providing secondary legal aid was 819.

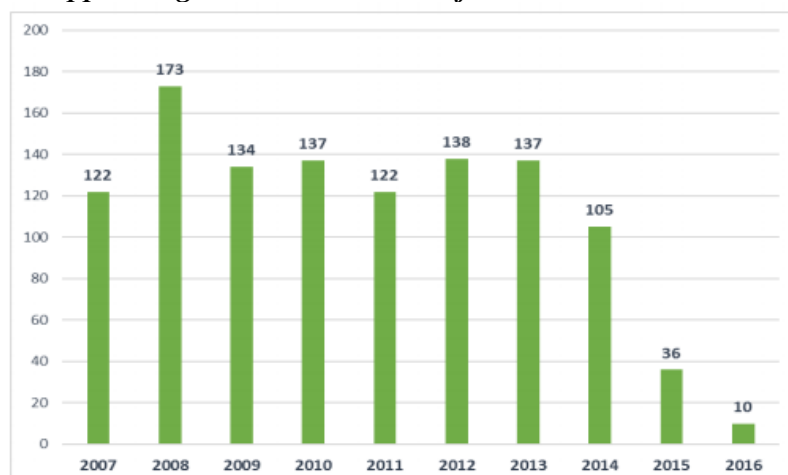
### *Complaints regarding secondary legal aid provision in 2016*

**548 complaints** regarding secondary legal aid provision were received (502 were decided by SGLAS, 46 (on the quality of the legal aid provided) were forwarded to Lithuania Bar. In comparison, 205 complaints regarding secondary legal aid provision were received in 2015 (175 were decided by SGLAS, 30 were forwarded to Lithuanian Bar).

### *Complaints regarding decisions of SGLAS in 2016*

In 2016 **10 decisions** of SGLAS were contested in courts (0,06 percent from all decisions taken).

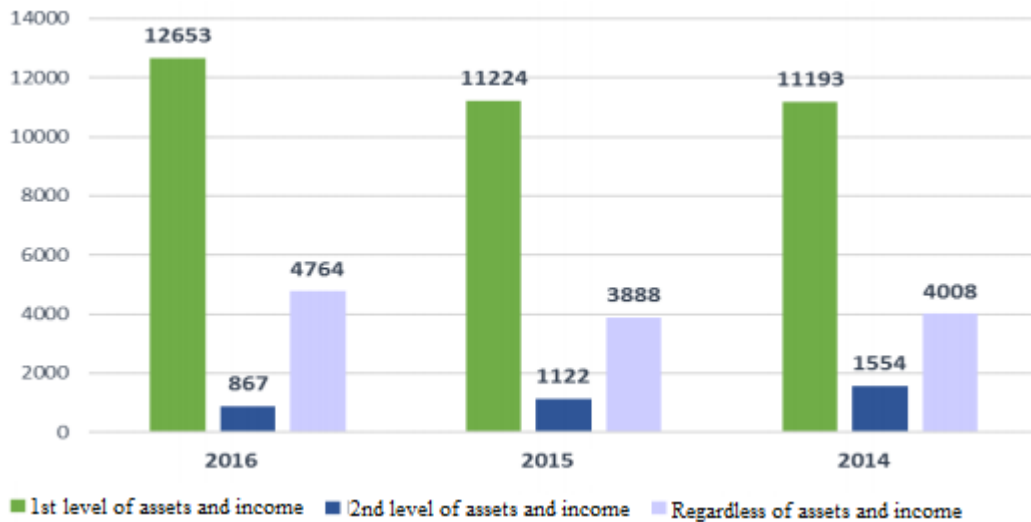
### *Appeals against the decisions of SGLAS in 2007-2016*



## 1.2. Information on decisions to provide secondary legal aid according to the levels of assets and income

In 2016 **13522 decisions to provide secondary legal aid** were taken considering the assets and income of the applicant and **4764 decisions to provide secondary legal aid** were taken **regardless** of the property and assets of the person (in accordance with Article 12 of the Law on State Guaranteed Legal Aid)

*Distribution of decisions according to levels of assets and income in 2014-2016*



## II. NUMBER OF LAWYERS PROVIDING SECONDARY LEGAL AID, DATA ON WORKLOAD AND REMUNERATION

### 2.1. Number of lawyers providing secondary legal aid

According to the Order No. 1R-201 of the Minister of Justice, the maximum number of lawyers, who continuously provide secondary legal aid only to the persons eligible for it, is set at 71. In the end of 2016 **61 lawyers** had agreements with SGLAS on **continuous provision of secondary legal aid**. In 2016 **469 lawyers**, who provide secondary legal aid **in case of necessity**, had agreements with SGLAS.

### 2.2. Workload of lawyers providing secondary legal aid

#### The workload of lawyers who provide secondary legal aid in case of necessity

In 2016 the average workload of a lawyer, providing secondary legal aid in case of necessity, was **5 cases per month**.

#### *Statistical data on workload of the year 2007-2016*

	2007	2008	2009	2010	2011	2012	2013	2014	2015	2016
<b>Number of lawyer providing secondary legal aid in case of necessity</b>	403	375	376	352	365	408	416	437	<b>459</b>	<b>469</b>
<b>Number of cases</b>	32604	32606	23421	29117	32890	35061	31041	34676	<b>27002</b>	<b>28444</b>
<b>Average number of cases for one lawyer per month</b>	6,74	7,25	5,19	6,89	7,51	7,16	6,22	6,61	<b>4,90</b>	<b>5</b>

#### The workload of lawyers who continuously provide secondary legal aid

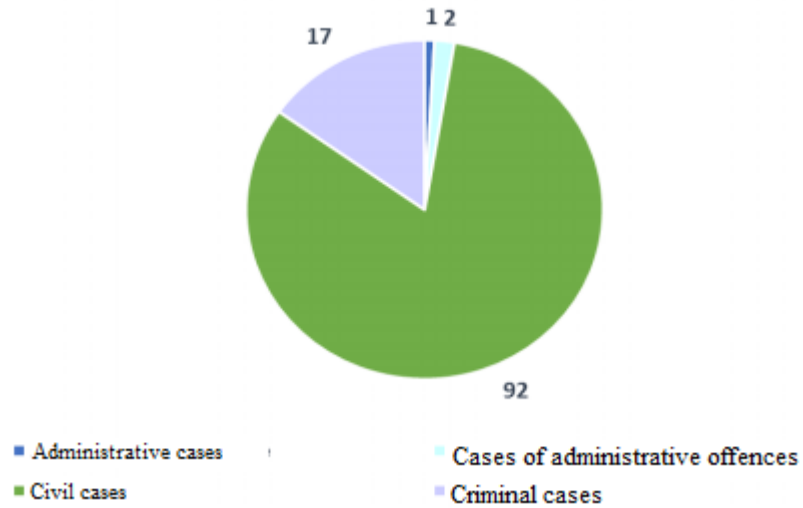
In 2016 the average workload of a lawyer, continuously providing secondary legal aid in civil – administrative cases, was **13 cases per month**.

	2008	2009	2010	2011	2012	2013	2014	2015	2016
<b>Average number of cases for one lawyer per month</b>	7	10,9	11,8	11,4	11,8	12,68	13	12,61	<b>13</b>

In 2016 the average workload of a lawyer, continuously providing secondary legal aid in criminal cases, was **19 cases per month**.

	2008	2009	2010	2011	2012	2013	2014	2015	2016
<b>Average number of cases for one lawyer per month</b>	19	25,2	24,1	26,4	22,2	22,1	24	22,58	<b>19</b>

According to the Law on State-guaranteed Legal Aid, any practising lawyer may be appointed to provide secondary legal aid for an applicant in a specific case upon lawyer's written consent. The lawyer with whom an agreement for the provision of secondary legal aid in specific case has been signed shall be classified as a lawyer who provides secondary legal aid in case of necessity. In 2016 **112** of such agreements were signed.





### 2.3. Remuneration for provision of secondary legal aid

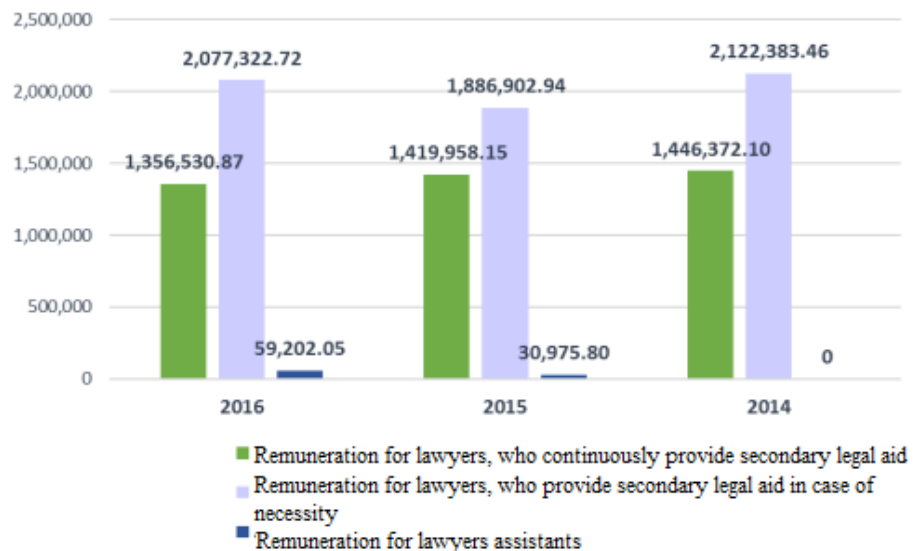
In 2016 remuneration for lawyers, who continuously provide secondary legal aid, was **1 356 530,87 Eur**.

<i>Calculated remuneration (in the end of the year)</i>			
<i>Year</i>	<i>Civil – administrative cases (Eur)</i>	<i>Criminal cases (Eur)</i>	<i>Total (Eur)</i>
<b>2016</b>	644 670,51	711 860,36	<b>1 356 530,87</b>
<b>2015</b>	677 242,28	742 715,87	<b>1 419 958,10</b>
<b>2014</b>	700 053,58	746 318,52	1 446 372,10
<b>2013</b>	721 766,45	776 358,20	1 498 124,65
<b>2012</b>	678 496,65	757 207,28	1 471 402,38
<b>2011</b>	671 866,17	752 777,07	1 424 642,97
<b>2010</b>	672 556,89	725 824,39	1 398 381,28
<b>2009</b>	625 897,23	672 717,28	1 298 614,52
<b>2008</b>	579 787,62	-	1 420 121,51
<b>2007</b>	-	-	1 012 439,41

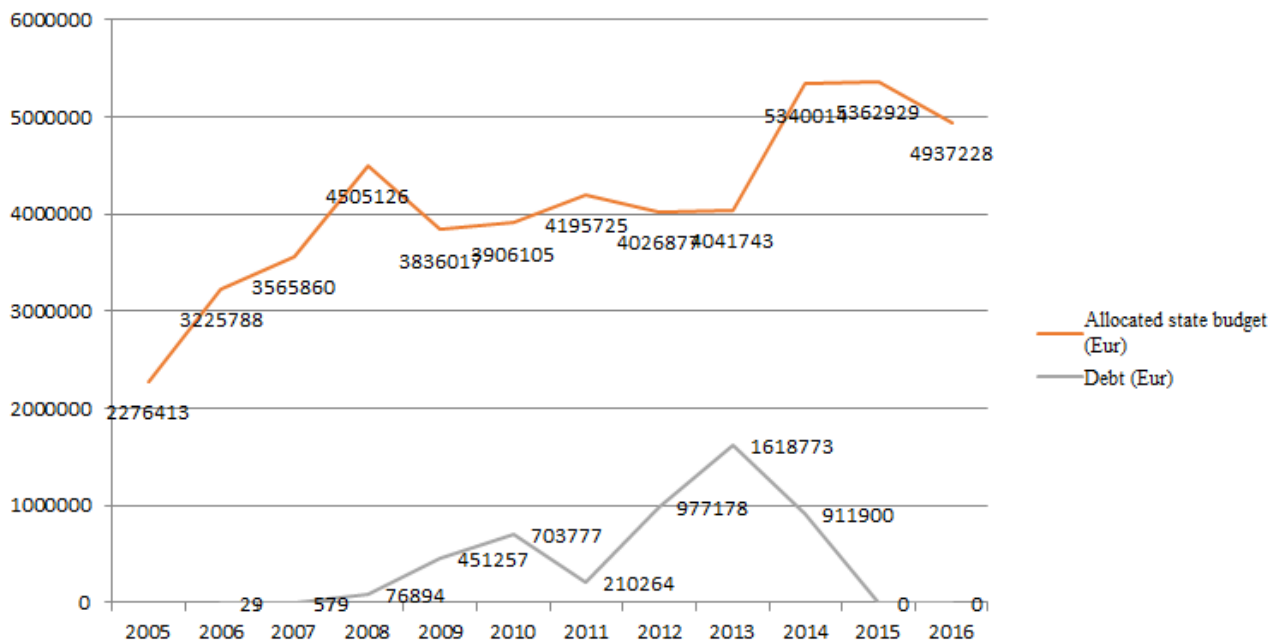
In 2016 remuneration for lawyers, who provide secondary legal aid in case of necessity, was **2 077 322,72 Eur**. Remuneration for lawyers assistants was 59 202,05 Eur.

<i>Calculated remuneration (in the end of the year)</i>			
<i>Year</i>	<i>Civil – administrative cases (Eur)</i>	<i>Criminal cases (Eur)</i>	<i>Total (Eur)</i>
<b>2016</b>	784 054,72	1 293 268,00	<b>2 077 322,72</b>
<b>2015</b>	734 154,08	1 152 748,86	1 886 902,94
<b>2014</b>	883 674,95	1 238 708,51	2 122 383,46
<b>2013</b>	721 766,96	1 221 740,41	1 943 507,36
<b>2012</b>	739 896,42	1 377 622,14	2 143 111,32
<b>2011</b>	622 034,31	1 307 451,45	1 929 485,76
<b>2010</b>	549 660,83	1 314 206,18	1 868 877,43
<b>2009</b>	435 788,37	1 125 186,34	1 560 974,71
<b>2008</b>	323 348,84	1 406 554,37	1 730 653,09
<b>2007</b>	-	-	1 537 640,30

#### Data comparison for 2014–2016



### Allocated state budget for provision of secondary legal aid and debts in 2005-2016



### Average price of one case

In 2016 average price of one case for lawyers, who provide secondary legal aid in case of necessity was **74,33 Eur** (civil – administrative case) and **79,78 Eur** (criminal case).

### Data comparison for 2008-2016

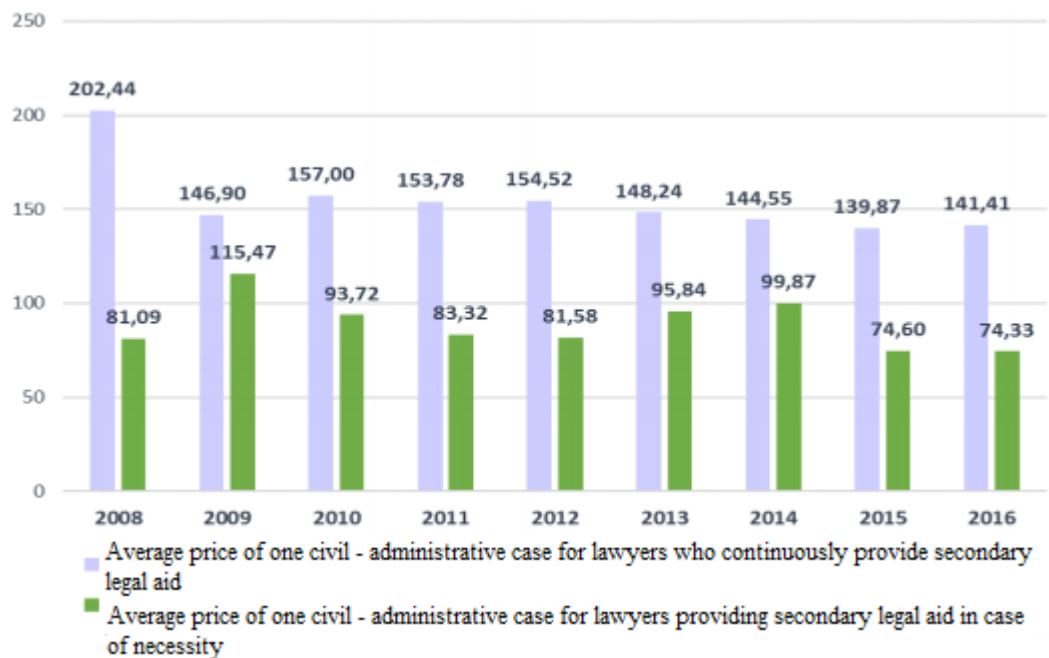
Year	Average price of civil – administrative case (Eur)	Average price of criminal case (Eur)
2016	74,33	79,78
2015	74,60	64,56
2014	99,87	60,51
2013	95,84	62,66
2012	81,58	59,29
2011	83,32	63,60
2010	93,72	60,88
2009	115,47	57,26
2008	81,09	57,92

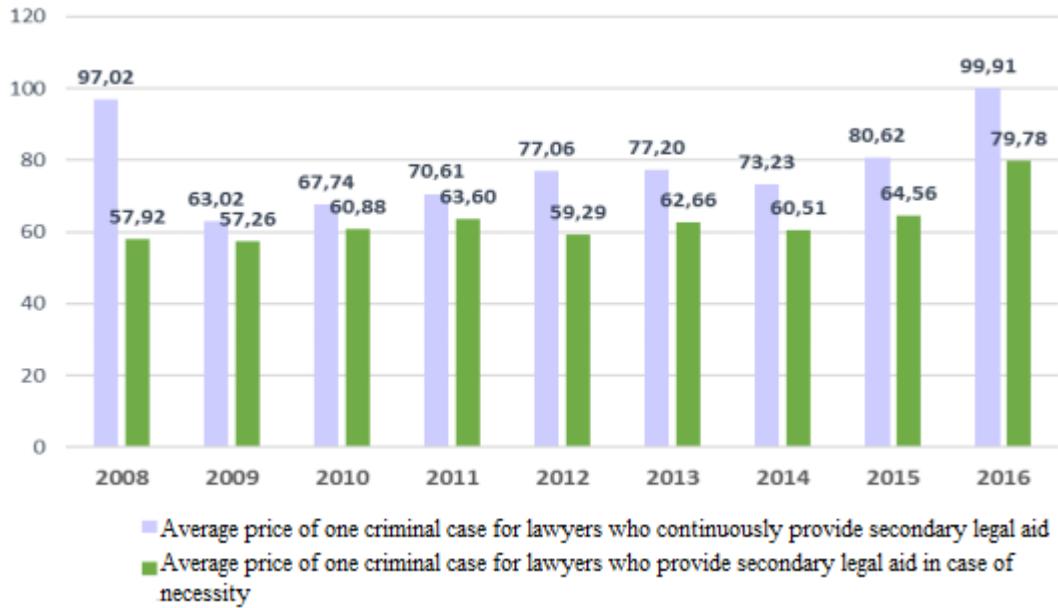
In 2016 average price of one case for lawyers, who continuously provide secondary legal aid was **139,87 Eur** (civil – administrative case) and **80,62 Eur** (criminal case).

*Data comparison for 2008-2016*

<i>Year</i>	<i>Average price of civil – administrative case (Eur)</i>	<i>Average price of criminal case (Eur)</i>
<b>2016</b>	<b>141,41</b>	<b>99,91</b>
2015	139,87	80,62
2014	144,55	73,23
2013	148,24	77,20
2012	154,52	77,06
2011	153,78	70,61
2010	157,00	67,74
2009	146,90	63,02
2008	202,44	97,02

**Comparison of the price of one case between lawyers, who continuously provide secondary legal aid and lawyers, who provide secondary legal aid in case of necessity**





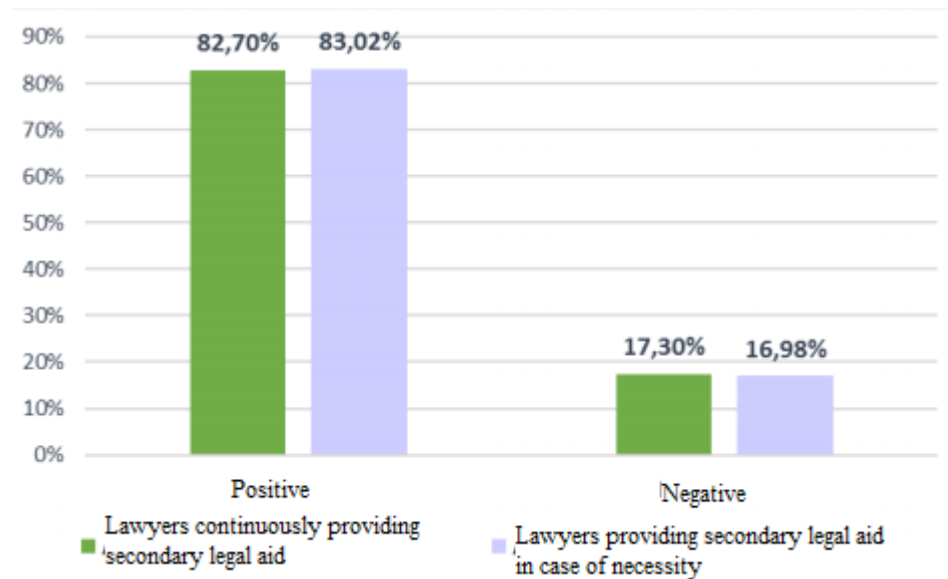
### III. OPINION OF THE COURTS, PROSECUTORS AND PRE-TRIAL INVESTIGATION OFFICERS ON SGLAS AND LAYERS PROVIDING SECONDARY LEGAL AID

SGLAS submitted a questionnaire on evaluation of activities of SGLAS and lawyers providing secondary legal aid to the judges, prosecutors and pre-trial investigation officers.

The questionnaire included questions about the quality of secondary legal aid provided by lawyers and questions about the work of the SGLAS and coordinators in criminal cases. The questionnaires provided an opportunity for respondents to express their opinion, views and make suggestions. In total 202 answers were received from 54 institutions.

Key results:

#### Evaluation of activities of lawyers providing secondary legal aid



## Evaluation of activities of SGLAS and coordinator in criminal cases

